

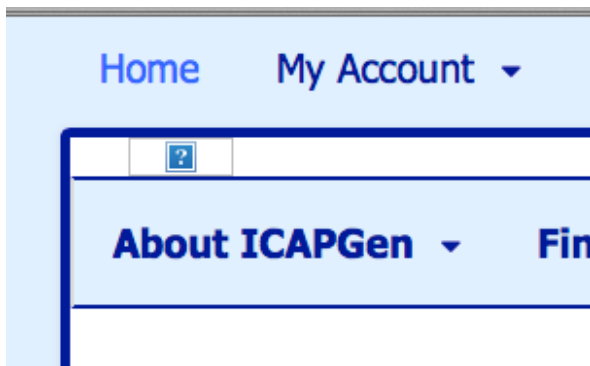
New account instructions

You have had an account created for you. Your user name is the first initial of your first name followed by your last name. For example, if your name is listed as John Doe, your user name is jdoe

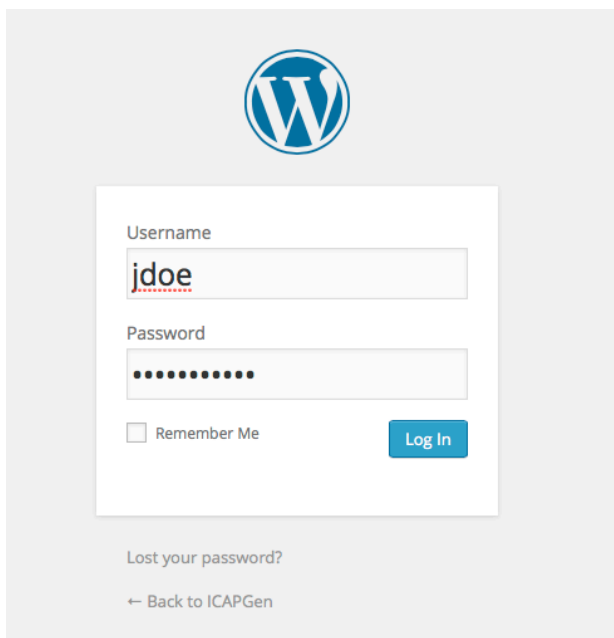
All passwords are currently set at the default: You should have received an email with the default password. If you did not receive that email or you have misplaced it, please send an email to webmaster@icapgen.org.

You should use your account for purchases and you are required to log in in order to view renewal instructions. To log in follow these instructions:

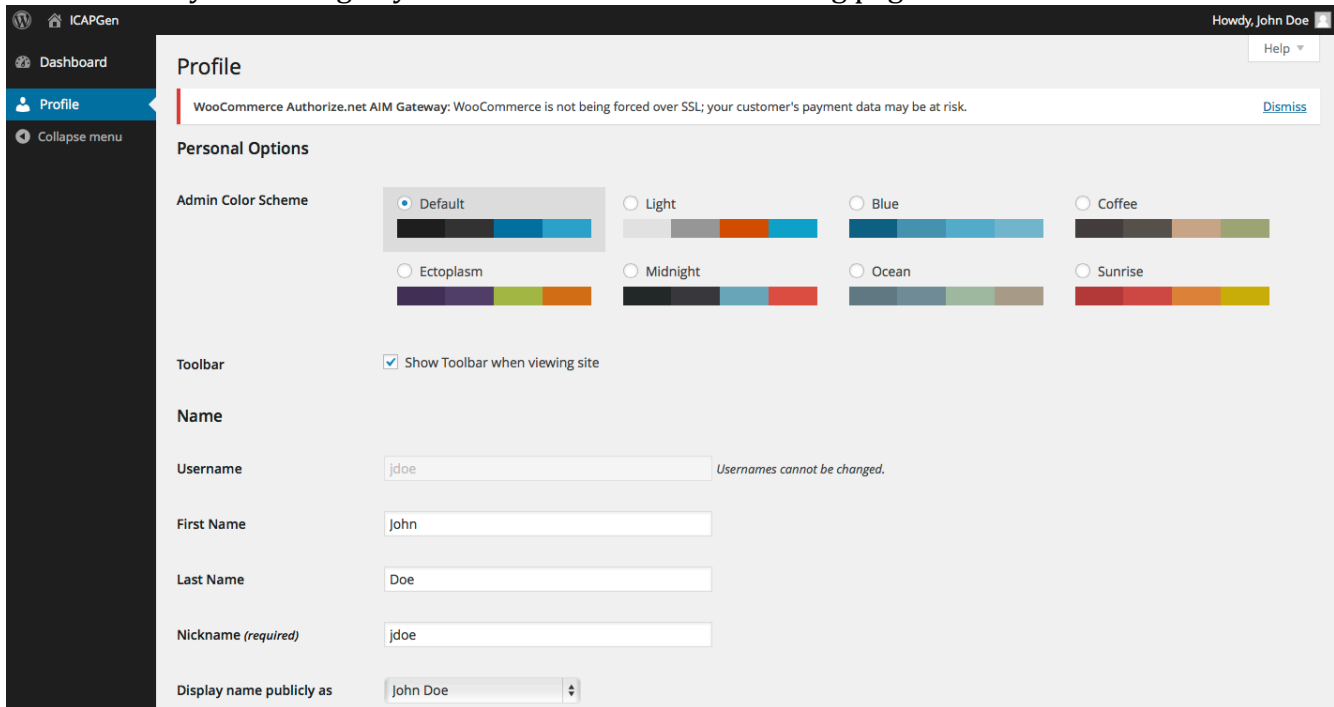
1. Go to the website <https://www.icapgen.org>
2. Click on the words **My Account** in the upper left hand section of any page.



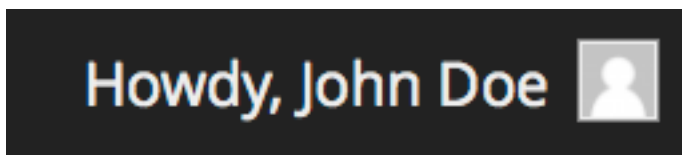
3. Enter your user name and password.

A screenshot of the login form on the ICAPGen website. At the top center is the WordPress logo. Below it is a white login box with a light gray border. Inside the box, there are two input fields: "Username" with the text "jdoe" and "Password" with a series of black dots. Below the password field is a checkbox labeled "Remember Me" and a blue "Log In" button. Below the login box, there is a link "Lost your password?" and a link "← Back to ICAPGen".

4. When you first log in you will be taken to the following page.



5. Your name should appear in the upper right hand corner.



6. Here you can change your password and your email address. You cannot change your user name. If you wish to change your user name you must send an email to webmaster@icapgen.org. You also cannot change your public profile here. That must be done using the link [Update Your Profile](#). See below for further instructions.

Contact Info

E-mail *(required)*

Website

About Yourself

Biographical Info

Share a little biographical information to fill out your profile. This may be shown publicly.

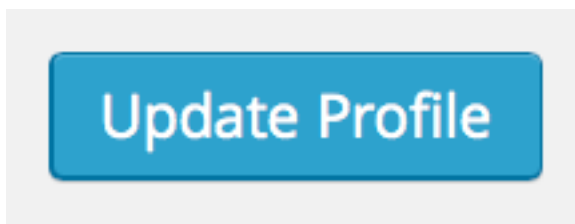
New Password

If you would like to change the password type a new one. Otherwise leave this blank.


Repeat New Password

Type your new password again.

7. Be sure to click on update profile near the bottom of the page after you make any changes or they will not be saved.



To get back out to the website click on the word ICAPGen in the upper left hand corner.



You must be logged in order to view instructions on renewing your AG.

This is not the place to submit profile changes. They must be submitted using the page Update Your Profile. The link can be found at the bottom of any page in the section For Our Professionals.

For Our Professionals

- [Jobs](#)
- [Update Your Profile](#)
- [Professional Tools](#)
- [Renew your Credentials](#)
- [Emeritus AG® Policy](#)